



Homeschool Learning Network

Literature Study Guide

Name _____

Date _____

Diana: Her True Story

by Andrew Morton

Resources for reading:

-- Find this book easily at your local library or bookstore.

Other Lesson Plans & Resources:

-- Lesson Plan: The Life and Death of Princess Diana: <http://www.cyberlearning-world.com/lessons/sept2usg.htm>

Prepare a Reading Schedule:

Chapters	Page #s	Due Date	Comments

For each chapter assignment, complete the following:

1. **Read.** Read the entire assignment before completing additional work
2. **Summarize.** Write a summary of the reading assignment. Make a copy page 2 for each reading assignment, and complete a page after the reading is complete.
3. **Vocabulary.** Choose 5 words from the reading that you do not know. Try to guess the meaning of the word based on context, then look the word up in the dictionary.
4. **Q&A.** Write 3 important questions that demonstrate your understanding of the material. Write the answers to the questions.

After completing the story, complete the following:

1. Choose one Response to Literature Activity to complete.
2. Answer 3 questions from the Literature Response Questions sheet.
3. Complete the Story Plot Flow Chart
4. Complete a Character Map for 1-3 characters in the story
5. Write a review of the book you just read.
6. Create an illustration of your favorite scene in the book.



Homeschool Learning Network Literature Study Guide

Name _____

Date _____

Write 3 questions and answers from each reading assignment:

1.

Question: _____ _____
Answer: _____ _____ _____

2.

Question: _____ _____
Answer: _____ _____ _____

3.

Question: _____ _____
Answer: _____ _____ _____



Homeschool Learning Network Literature Study Guide

Name _____

Date _____

Response to Literature Activities

Find more Book Report Ideas at <http://www.angelfire.com/ok/freshenglish/bookreportideas.html>

1. **Write a Diary.** Write a diary of a main character. Imagine that you are one of the characters in the story. Write a diary of a few days or weeks that he or she would have written.
2. **Write a Report.** Write a brief non-fiction report on a subject presented in the book. For example, for *Moby Dick*, you might write a report on whales.
3. **Create a Book Jacket.** Create a cover design and an original summary of the book, information about the author, and information about other books that the author has written.
4. **Design a Poster.** Choose a scene from the book, and create a poster that will be used to advertise the book.
5. **Create a Cast for the Book.** Imagine the book is being made into a movie, and you are the director. Write a summary of the actors that you would like to play the roles of the characters. Include photos and descriptions about why you chose the actors.
6. **Write a Newspaper Article.** Write a newspaper article about an important event that takes place in the story. Why is it newsworthy?
7. **Compare the Book to the Movie.** What aspects of the story have been modified, and what was the effect of those modifications? Is the story better or worse? Why or why not?
8. **Design a Timeline.** Create a timeline that describes all the major events of the story.
9. **Write a Letter.** Write a personal letter to one of the characters in the book - it could be a character you love, or even one you hate!
10. **Create a Collage.** Using magazines and other found material, create a collage of the main theme of the book, and what it meant to you.



Homeschool Learning Network Literature Study Guide

Name _____

Date _____

Literature Response Questions

Answer any three of the following questions on a separate sheet of paper:

1. Which characters change in the story? What caused them to change?
2. What character are you most different from in the story? Which character are you most similar to? Explain.
3. Which character in this story would you most like to be?
4. Which character did you like the most in the story? Which character did you like the least? Explain.
5. What was the moral of this story, or what message was the author trying to give us? What events helped you understand this message?
6. What other stories that you have read most remind you of this story? Explain.
7. If this story took place somewhere else, or at another time, how might it be different? Explain.
8. If you were the main character of this story, would you have acted the same way or differently? Explain.
9. Did you like this story? List 5 reasons why or why not. Would you recommend this book to your friends?
10. What was your favorite part of the story? Why was it your favorite?



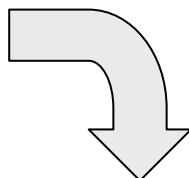
Homeschool Learning Network Literature Study Guide

Name _____

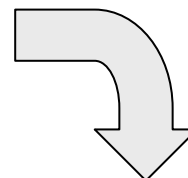
Date _____

Story Plot Flow Chart

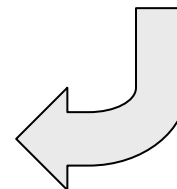
<i>Beginning</i>



<i>Middle</i>



<i>Climax</i>



<i>Conclusion</i>

Map the flow of events throughout the entire book.



Homeschool Learning Network Literature Study Guide

Name _____

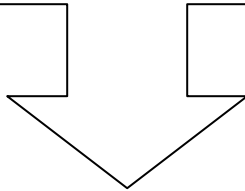
Date _____

Character Map

A character map charts the development and changes within a character throughout a story. Start at the upper left, and progress through each box. In this exercise, you will grow to understand how the character changes throughout the course of the story. You may be able to complete several of these pages for each main character.

Character Traits

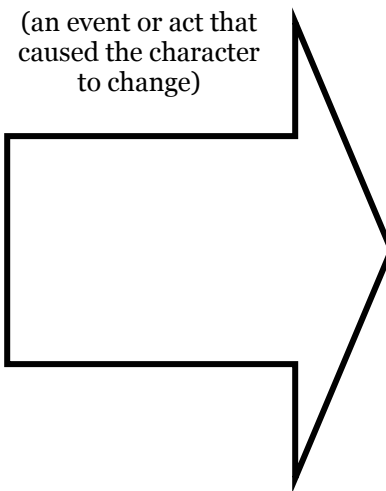
Character Name



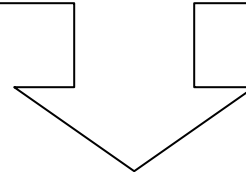
How Character Acts

Cause

(an event or act that caused the character to change)



Change in Feelings



Change in How a Character Acts or Feels

Character Traits

- | | | |
|---------------|------------|---------------|
| Quiet | Polite | Messy |
| Reserved | Unpolite | Neat |
| Calm | Greedy | Cooperative |
| Introvert | Reliable | Uncooperative |
| Extrovert | Unreliable | Respectful |
| Sociable | Talkative | Unrespectful |
| Unsociable | Friendly | Creative |
| Sophisticated | Unfriendly | Intelligent |
| Simple | Busy | Adventurous |
| Lively | Lazy | Honest |
| Cheerful | Shy | Dishonest |
| Amusing | Proud | Ambitious |
| Carefree | Bossy | Unambitious |
| Happy | Silly | Serious |